


QUALITY PRODUCTS FOR TOUGH APPLICATIONS

BPW 14–20 t drum brake axles



BPW · THE QUALITY FACTOR



**ALWAYS
THE MOST
COST-EFFECTIVE
WAY**

BPW DRUM BRAKE AXLES

- Long life
- Proven for the toughest applications
- Perfectly matched components
- Quality materials
- Over 110 years of experience
- Spare parts available worldwide
- Highest quality



BUILT ON

1 Inside and outside welded square axle tube

- low unsprung weight with maximum rigidity
- optimum stress absorption
- so guaranteeing maximum durability
- high safety factor

2 Precision machined axle spindle

- highly tempered material
- stepped bearing seats
- easy bearing removal
- maximum durability

3 Perfectly adjusted: camber and toe-in

- lower running costs due to uniform tyre wear

4 Easy to maintain bearing system

- oversized bearing
- up to 30 % increase in durability
- replacement of tapered roller bearings possible
- DIN ISO tapered roller bearings available worldwide

5 Dimensionally stable brake drum

- absolute concentricity
- high resistance to abrasion due to wear-reducing material structure
- made by BPW in one of the most modern foundries in Europe

6 Long-lasting brake shoes

- multiple re-lines possible
- robot-welded, rigid and precisely calibrated steel-plate brake shoes
- induction-hardened bearing seats

7 low maintenance and low wear camshaft

- camshafts made of tempered steel/high strength
- polished bearing seats
- BPW geometry prevents S-cam going over centre

8 Forged slack adjuster

- optimum sealing against dirt and water
- design allows individual adjustment (bending, welding) for lever configurations
- optimal match to braking system

9 Cathodically coated surfaces

- durable corrosion protection
- no additional painting process necessary
- longer life

10 Made by BPW

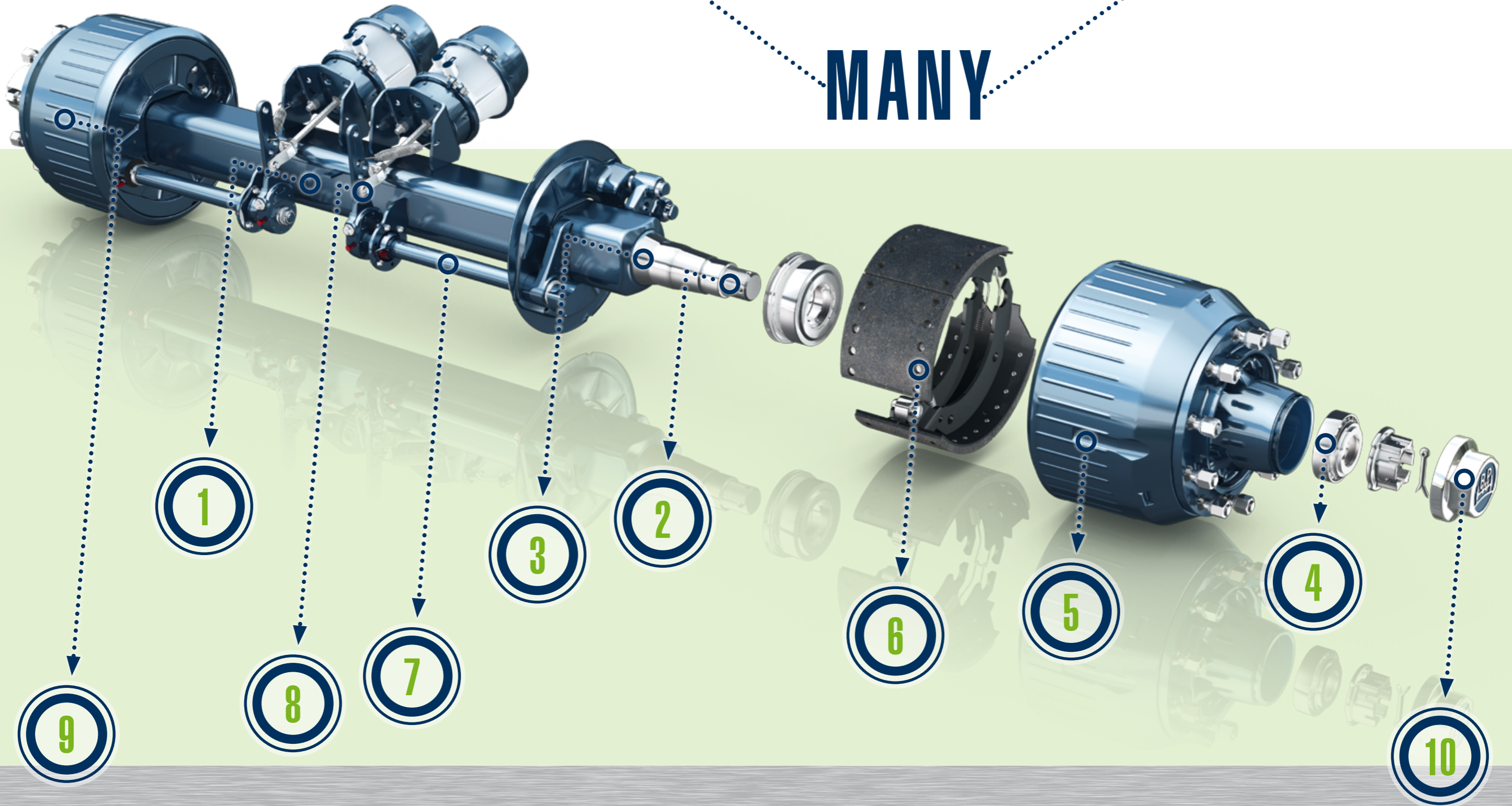
- highest quality assured
- thoroughly conceived and sophisticated components from A to Z
- perfectly matched components

QUALITY

AND


ADVANTAGES

MANY



THE INDESTRUCTIBLE BPW MECHANICAL SUSPENSIONS SERIES VB.

Whether on- or off-road, local or long distance – you can rely 100 % on BPW mechanical suspension systems. They are extremely robust and can master even the most exacting challenges. Their simple design means they are also easy to repair when the infrastructure is poor. BPW covers the full range of mechanical suspensions series VB, starting from axle loads of 9 tonnes up to 20 tonnes.



VB suspension with U-stabiliser

Heavy duty equalizing beam

Permissible axle load 14,000–20,000 kg

- 1** Maintenance-free steel-rubber bushes (permissible axle load 14,000 kg) or bronze bushes for off-road applications (permissible axle load 14,000–20,000 kg)
- 2** Reinforced shape of equalizing beam
- 3** Wear plates of high material strength
- 4** Integrated anti-rotation device
- 5** Enlarged bearing bushes